



# LETATWIN

## LM-550A3 SERIES

MAX

PORTABLE PRINTER FOR  
CONTROL PANEL  
WIRE NUMBERING & DEVICE LABELING




# LETATWIN IS A PORTABLE PRINTER DESIGNED FOR CONTROL PANEL.

## ▶ NEW FUNCTION of LM-550A3

**1** **HIGH KEYBOARD DURABILITY** 8 TIMES durable than LM-550A2 with special surface treatment



\*Keyboard side cross section view



### Internal Resistance Test Method :

Place the nonwoven fabric mixed with dust on a turntable (polishing machine), press the printed side of the key button on the nonwoven fabric to fix it, and the turntable will rotate.

\*The above are only internal test results and do not guarantee the same durability for users.

## 2 REMAINING PRINTING TIME IS VISIBLE

Check the can see the remaining print time so you can do other tasks and be more productive.



Input and Set Up your LETATWIN



Press "PRINT"



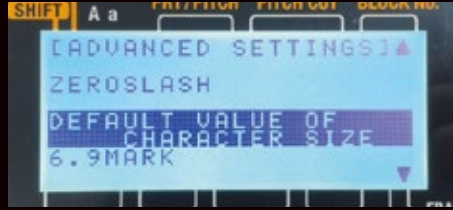
Printing Time is visible

### 3 DEFAULT VALUE OF CHARACTER HEIGHT

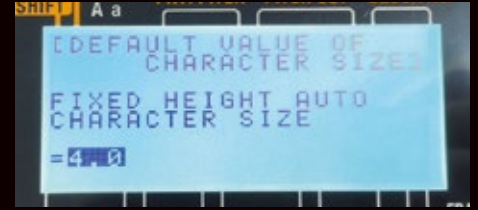
Default Value of Character Height can be set to your needs. Even after the machine is turned off the Default Value of Character Height will be fixed.



Choose "ADVANCED SETTINGS"



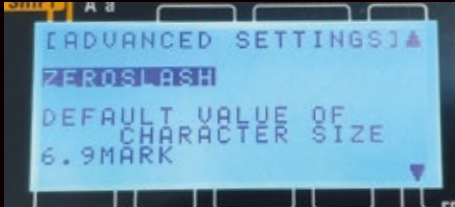
Choose "DEFAULT VALUE OF CHARACTER SIZE"




Press ▲/▼ key to specify the Character Height.

### 4 ON / OFF SETTING FOR "ZEROSLASH"


For all FONTS ZEROSLASH can be set ON & OFF. Set ZEROSLASH to make clear difference between, "0"(Number) and "O"(English).



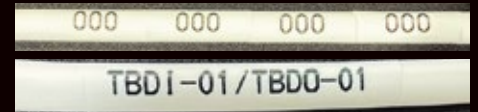
Choose "ZEROSLASH"



Choose "YES" or "NO"



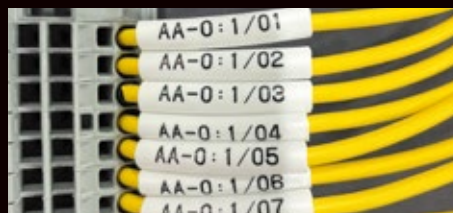

\*ZEROSLASH ON



\*ZEROSLASH OFF

### 5 VISIBILITY OF ":" HAS BEEN IMPROVED

":" mark has been centered for HIGH Visual Marking.



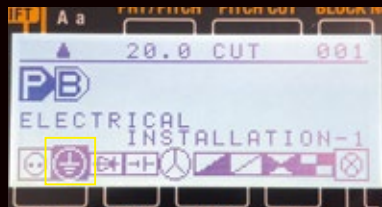
":" mark printed with LM-550A3




":" mark printed with LM-550A2

### 6 SPECIAL SYMBOLS ARE PRINTED MORE CLEARLY

Improved Recognition by Changing the ICONS of special symbol.



":" mark printed with LM-550A3



":" mark printed with LM-550A2

# ▶ USEFUL FUNCTIONS

## 1 EXTENDED BLOCK LENGTH

Extending half cut function block length can provide higher character visibility.

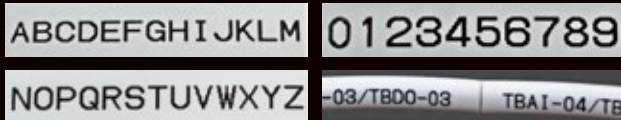
PRINTER	MAXIMUM LENGTH of MARKED BLOCK			
	Model	PVC TUBE	HEAT SHRINK	TAPE
LM-390A	10-60mm	10-60mm	4-60mm	NA
LM-550A	10-60mm	10-60mm	4-60mm	4-60mm
LM-550A2 / A3	10-150mm	10-150mm	3.5-60mm	4-60mm



## 3 CHOICES IN `CHARACTER FONT`

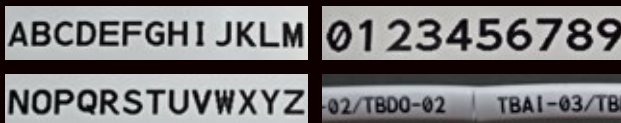
Operational video! 

### 1. STANDARD:

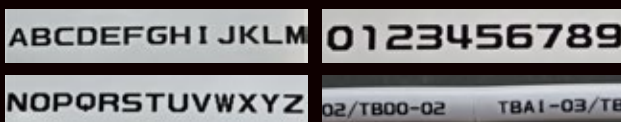


### 2. CLEAR CHARACTER:

Designed for decreasing misreading.



### 3. SQUARE SHAPE: Height & Width are equal length.



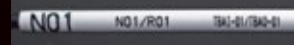
\*Zero slash can be turned on and off for all fonts

## 2 `AUTO SIZE` FUNCTION

Operational video! 

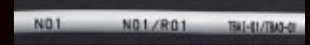
### 1. STANDARD AUTO CHARACTER:

You can shorten the character block length but character height also changes.




### 2. FIXED HEIGHT AUTO CHARACTER:

Character Height is Fixed, for HIGH VISIBILITY. Character length will automatically change.



### 3. SUPER AUTO CHARACTER:

Character Size & Space / Line Space is Automatically Shortened, so you can save you consumable consumption.



### 4. PITCH LENGTH AUTO:


Printing block length of consumable is automatically fixed by setting character size.

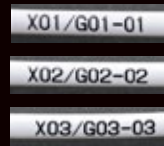



## 4 SEQUENCE SETTING EXTENDED TO 3TIMES IN A BLOCK

Three sequences in a block;

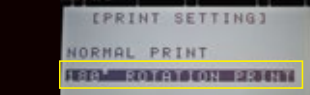
image

Operational video! 



## 5 AUTOMATIC 180 DEGREE ROTATION

Operational video! 



image



\*Marking blocks are automatically duplicated, the duplicated marking blocks can not be seen if you press `IMAGE` key.

\*If the REPEAT` number is set to 2, please change the `REPEAT` setting into 1.

\*`INPUT ASSISTANCE FUNCTION` is not suitable for the 180 degree rotation function

## 6 INPUT ASSISTANCE FUNCTION

If the amount of input characters for wire numbering is large, it can feel frustrating. You can use this function to cut your input data time.

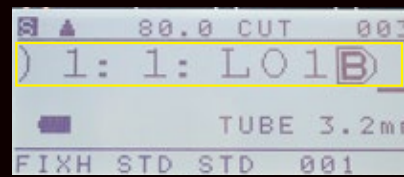
Operational video! 

### 1. When marking your wire numbering as below:


SOURCE	TARGET
PS+EE02+QB(+24V) 02 : L02	PS+EE01+FC(+24V) 1 : 1 : L01



2. Input your numbers and characters with keyboard accordingly to the source and target and then press the `block` key.



3. By pressing `SHIFT` and `A/a` keys together, you can recall the characters entered immediately before. Press `ENTER` if you want to print it.



\*This function is available only when one slash [/] is entered between the source and target.  
\*You can also select input candidates with the ▲/▼ key.

# 1 VESATILE SEQUENCE SETTING

## START / END



START  
▼  
1010, 1011, 1012 ... 1025

## ODD / EVEN



ODD: 1, 3, 5, 7, 9, 11....  
EVEN: 2, 4, 6, 8, 10, 12....

## 8 / 10 / 16 SCALE



8 Scale: 1,2,3.. 7, 10, 11..  
10 Scale: 1,2,3.. 9, 10, 11..  
16 Scale: 1,2,3.. 9, A, B ..

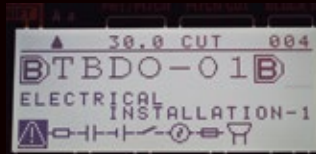
## ALPHABETICAL



CAP: A, B, C, D ... Z  
L.C.: a, b, c, d, ..... Z

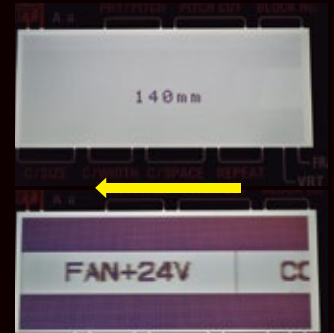
# 2 ELECTRICAL SYMBOLS

`Electrical` and `Unit` symbols are available in the printer for device labeling.



# 3 PREVIEW

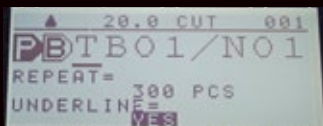
You can check total print length & content by pressing `IMAGE` key.




\*`Preview` is available for LETATWIN PC EDITOR (for LM-550A2 / A3 series).

# 4 UNDERLINE & FRAME

in `REPEAT` key on keyboard.



image



in `FRAME` key on keyboard.



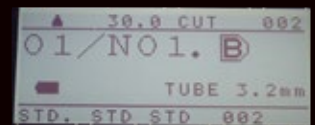
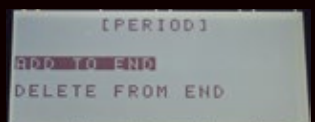
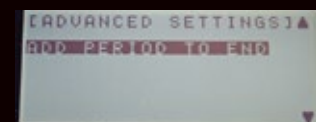
image



\*`UNDERLINE` is available for the LM-550A2 / A3 series.

# 5 DOT (PERIOD) AT END

You can add a dot (period) at the end of each blocks by setting `PERIOD` in `ADVANCED SETTINGS`



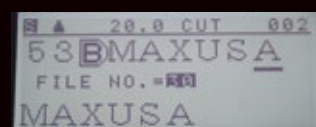
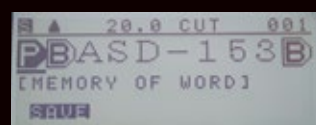
image



\*`DOT(PERIOD) AT END` is available for the LM-550A2 / A3 series.

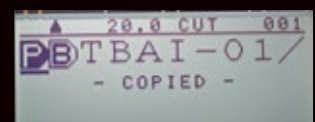
# 6 WORD REGISTRATION

Frequently used words can be registered in the internal memory (up to 30 words). This function is good use for panel device labeling.



# 7 COPY & PASTE

You can improve data input process by using this COPY & PASTE function. This function is especially effective when inputting large data sets.



# BASIC FUNCTIONS

## 1 INK RIBBON Thermal transfer for Vinyl(PVC) & HS tube etc.



Remove



Insert



\*Black ink ribbon is 110m(120.3yard)/roll, white ink ribbon is 70m(76.6yard)/roll

\*Expression of `Halogen Free` is accordance with IEC 61249-2-21,Chlorine(Cl)  $\leq 0.09\text{wt}\%$ (900ppm),Bromine(Br)  $\leq 0.09\text{wt}\%$ (900ppm), total content rate of both materials is  $\leq 0.15\text{wt}\%$ (1500ppm).

## 2 VERSATILE PRINT MEDIA

**L` TUBE**  
(PVC/Drum Roll/No UL)



**N` TUBE**  
(PVC/UL224/E171616/  
105°C/600V)



**POLYESTER TAPE**  
(w5/9/12mm/white/  
yellow/transparent)



**ID PLATE**  
(w4.1x1.0mm,white, Halogen Free)



\*`Halogen Free` is accordance with IEC 61249-2-21.

## 3 PC CONNECTION



\*`Windows` and `Excel` are registered trademarks of Microsoft Corporation of North America and other countries.

\*LETATWIN PC EDITOR can be downloaded from the MAX CO LTD international website .

<https://wis.max-ltd.co.jp/int/letatwinfan/download/pcsoftware.html>

## 4 BASIC SPECIFICATION

Printer	Upgraded Functions								Character Height in Auto-size mode	
	Model	Print Speed	20mm + Half-cut Performance	Black Ink Ribbon Length	Internal Memory Characters	Maximum Print Length	Maximum Repeatblocks	Maximum Print Blocks	Maximum Pitch Length Setting	TUBEφ2.5-2.9mm
LM-380EZ	25mm/sec	35 blocks/min	50m/roll	up to 61,250pcs	20m/file	100 times	300 blocks/file	5 types/file	TUBE	TUBE
LM-550E	27.5mm/sec	37 blocks/min	110m/roll	up to 61,250pcs	20m/file	300 times	300 blocks/file	5 types/file	φ2.5-2.9mm *1	φ3.2-3.6mm *1
LM-390A	35mm/sec	50 blocks/min	50m/roll	up to 100,000pcs	20m/file	100 times	300 blocks/file	5 types/file	2.0mm	3.0mm
LM-550A	40mm/sec	52 blocks/min	110m/roll	up to 250,000pcs	20m/file	100 times	300 blocks/file	5 types/file	COM05 *1	COM03 *1
LM-550A2	40mm/sec	52 blocks/min	110m/roll	up to 250,000pcs	100m/file	300 times	999 blocks/file	999 types/file	3.0mm (150%up)	4.0mm (133%up)
LM-550A3	40mm/sec	52 blocks/min	110m/roll	up to 250,000pcs	100m/file	300 times	999 blocks/file	999 types/file	COM05 *1	COM03 *1

\*`20mm + Half Cut Performance` indicates how many blocks with 20mm pitch can be printed and half-cut per a minute.

\*`Black Ink Ribbon Length` refers to the ink ribbon length of LM-IR50B and 300B.

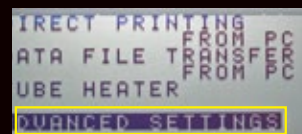
\*`Internal Memory Characters` is maximum number of 50 files can be saved in each model.

# ▶ ADVANCED SETTINGS

‘ADVANCED SETTINGS’ can help you make more specific settings for your marking jobs and you can improve processes for better performances.

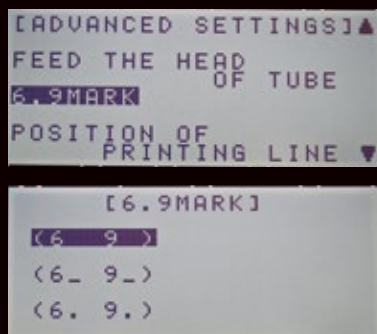


Press ‘OPTION’ key to select this function.



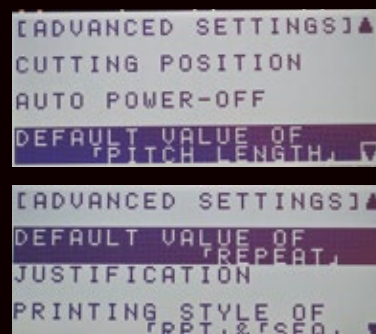
## 1 6,9 MARKINGS

To identify clearly, you can select normal/underbar/dot to 6 and 9 digits.



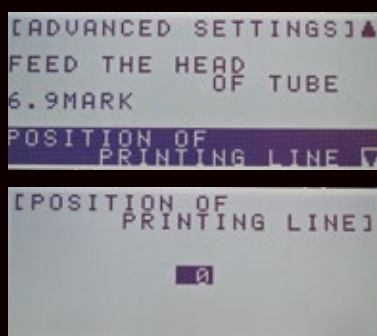
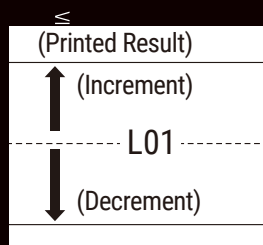
## 2 DEFAULT VALUE SETTINGS

You can set default values for ‘PITCH LENGTH’ & ‘REPEAT’ to values which you often use to set the printer.



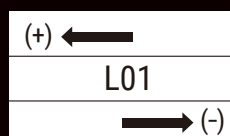
## 3 PRINT POSITION LINE

You can adjust up and down. (-10~+12)



## 4 HALF CUT POSITION ADJUSTMENT

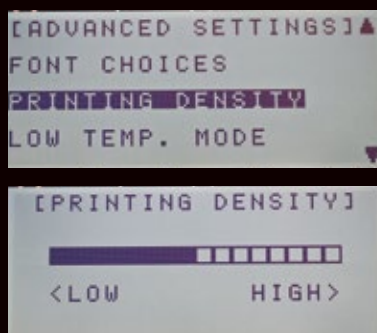
You can adjust the half cut position by setting the right side margin length. (-2.0~+2.0mm)



\*+ Increases right margin, - Decreases right margin.

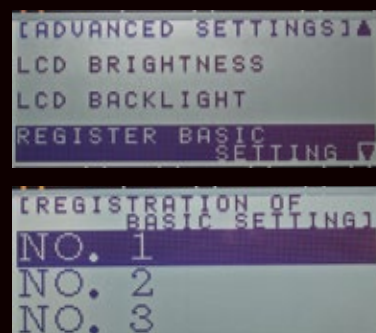
## 5 PRINT DENSITY

You can choose 8 settings for print density.



## 6 PREFERABLE PRINT SETTING

You are able to save up to 6 setting values for PRINTING DENSITY/ POSITION OF PRINTING LINE/ CUTTING POSITION.



\*In addition to the above functions, you can also set LOW TEMPERATURE MODE/AUTO POWER-OFF/ JUSTIFICATION(LEFT/CENTER/RIGHT FOR NORMAL PRINT MODE and PRINT STYLE OF REPEAT & SEQUENCE.

## TWO PRINTER MODELS



**LM-550A3B/PC**

\*Rechargeable Battery model



**LM-550A3/PC**

\*Standard model

## SPECIFICATIONS

ITEMS	CONTENTS
Name	ELECTRONIC LETTERING MACHINE LM-550A3B/PC, LM-550A3/PC
Dimensions	295 (W) × 293 (D) × 94 (H) mm
Weight	2.3kg (LM-550A3B/PC, LM-550A3/PC)
Printing method	Thermal transfer method (300dpi)
Display	LCD dot matrix : 64×160 Pixel (Backlit)
Printing speed	40mm/s (Standard) 20mm/s (Low temperature mode)
Maximum Printing length	Tube : 100m, Tape : 5m By multiple copy printing, maximum 30copies, upto Tube ; 100m, Tape ; 7m
Maximum number of characters to input	5,000 characters per file
Character size	1.3, 2, 3, 4, 6mm height
Usable tube	φ2.5mm ~ 8.0mm (Vinyl Tubing) φ2.0mm ~ 6.5mm (Heat Shrink Tubing)
Usable tape	Width 5, 9, 12mm (Max genuine tape)
Usable ID Plate	2.5/4, 1/4.6/6.3/9.0mm wide. *ID Plate Attachment Only compatible with MAX brand 4.1mm wide.
Tube cutting method	Auto half cut, manual full cut
Internal memory	250,000 characters (Maximum 50 files)
External memory	USB memory
Interface	USB 2.0 full speed
Power supply	DC12V, 3.0A <small>Use only specified AC Adapter (100V~240V) included in the package</small>
Power consumption	Max 36W
Operating environment	10°C to 35°C

## CONSUMABLES & OTHER ITEMS

<b>INK RIBBON CASE</b>	20PCS./CTN	<b>L`Tube (Vinyl(PVC)/Drum roll)</b>	
LM-RC500		*Not UL certified	
<b>ECONOMICAL INK RIBBON REFILLS</b>	10 ROLLS/BOX	LM-TU425L2 WHITE	φ 2.5mm X 250m / ROLL
LM-IR50B (BLACK)	110m/ROLL	LM-TU427L2 WHITE	φ 2.7mm X 250m / ROLL
<b>INK RIBBON REFILLS FOR HEAT SHRINK TUBING</b>	10 ROLLS/BOX	LM-TU432L2 WHITE	φ 3.2mm X 250m / ROLL
LM-IR50BP (BLACK)	110m/ROLL	LM-TU434L2 WHITE	φ 3.4mm X 250m / ROLL
LM-IR50W (WHITE)	70m/ROLL	LM-TU436L2 WHITE	φ 3.6mm X 250m / ROLL
<b>HALF CUTTER *REPLACEABLE</b>		LM-TU442L WHITE	φ 4.2mm X 200m / ROLL
LM-HC340	2pcs/box	LM-TU452L WHITE	φ 5.2mm X 135m / ROLL
<b>ID Plate (w4.1mm X t1.0mm)</b>		LM-TU464L WHITE	φ 6.4mm X 100m / ROLL
LM-ID PLATE4110	White, 20m/reel	LM-TU480L WHITE	φ 8.0mm X 70m / ROLL
<b>POLYESTER TAPE CASSETTE</b>	10PCS./BOX	<b>N`Tube (UL224/E171616/105°C/600V)</b>	
LM-TP505W (WHITE)	5mm(W) × 16m(L)/PC	LM-TU332N2 WHITE	φ 3.2mm X 100m / ROLL
LM-TP505Y (YELLOW)	5mm(W) × 8m(L)/PC	LM-TU336N2 WHITE	φ 3.6mm X 100m / ROLL
LM-TP505T (TRANSPARENT)	5mm(W) × 8m(L)/PC	LM-TU342N2 WHITE	φ 4.2mm X 80m / ROLL
LM-TP509W (WHITE)	9mm(W) × 16m(L)/PC	LM-TU352N2 WHITE	φ 5.2mm X 80m / ROLL
LM-TP509Y (YELLOW)	9mm(W) × 8m(L)/PC		
LM-TP509T (TRANSPARENT)	9mm(W) × 8m(L)/PC		
LM-TP512W (WHITE)	12mm(W) × 16m(L)/PC		
LM-TP512Y (YELLOW)	12mm(W) × 8m(L)/PC		
<b>MARKABLE SLIDE PLATE</b>			
	Markable Plastic Plate for Terminal block labeling.		
LM-KM4107			φ wide10.7mm X thickness0.5mm X 25m/roll

**PC REQUIREMENTS** For Windows 11 / 10 / 8.1 / 8 / 7 operating systems. Windows® is a registered trademark of Microsoft Corporation(US) in U.S.A. or other countries.

\*The specifications and design of products in this catalog will be subject to change without advance notice of our products due to our continuous efforts to improve quality.



**MAX ASIA PTE. LTD.**

101 Cecil Street #16-01 Tong Eng Building

Singapore 069533

PHONE : 81-3-3669-8131

WEB : <https://wis.max-ltd.co.jp/int/letatwinfan>

YouTube : <https://www.youtube.com/@maxusacorp.signmarkingsolu2946>

Distributor:

INTSALESOP2023DECBW FIRST EDITION